

報 道 資 料

1998 3 20()

, 가,

: 가 .

: - 1,019 (, ± 3.1%)
- 가 368 (144 , 111 , 39 ,
• 73 , 1)
- 88 (30 , 28 ,
4 , 26)

: 1998. 3. 6 3. 11

: - :
- 가: Fax
- : Fax

-
-
-
-

: 3488-6124

1.

	(%)			
			가	
1.	• IBM • •	33.0 56.3 10.7	64.2 19.0 16.8	
2. 가	• • • •	23.8 60.4 13.3 2.5	9.7 78.6 6.4 5.3	19.3 63.6 2.3 14.8
3. •	• • • •	4.0 15.4 56.0 24.6	0.3 4.9 38.1 56.7	0.0 2.3 28.4 69.3
3-1.	• • • •	22.1 45.6 18.5 13.8	43.8 50.0 6.3 0.0	
3-2.	• • • •	20.0 22.0 27.4 30.6	11.1 17.1 38.7 33.0	16.3 10.5 41.9 31.4
4.	• • • •	1.7 11.2 58.7 28.4	0.3 1.6 26.4 71.7	0.0 0.0 33.0 67.0
5.	• • • 가 •	34.0 14.3 12.0 39.8	58.0 9.3 9.5 23.2	47.7 20.5 3.4 28.4
6. ()	• 가 • • •	11.7 30.3 51.3 6.6	6.8 20.8 64.5 7.9	18.2 20.5 54.5 6.8

2.

1)

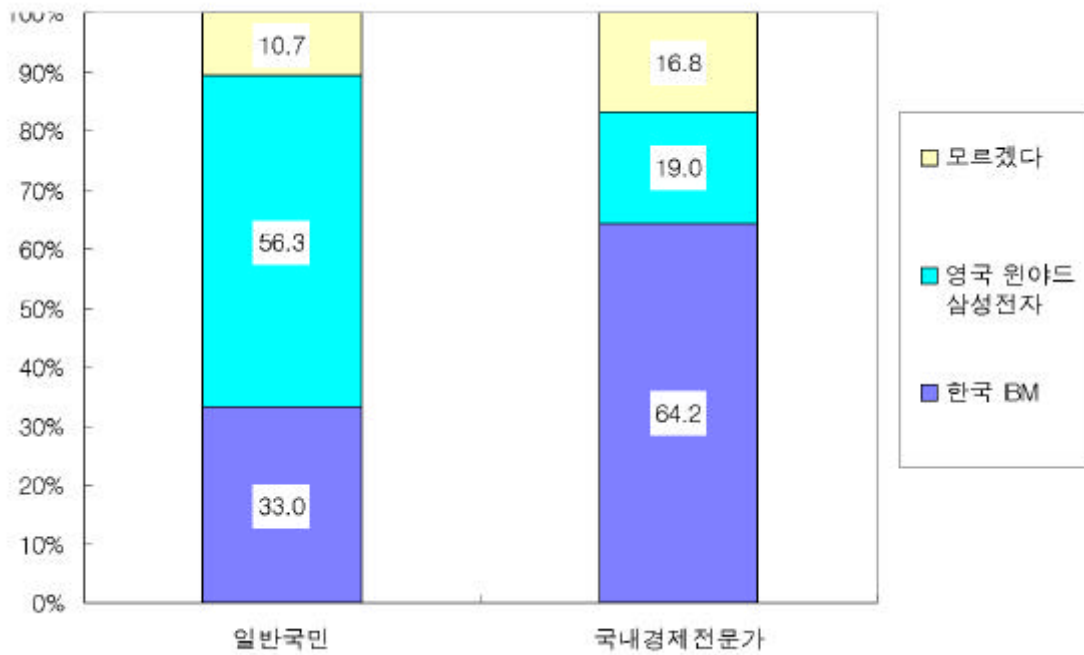
-

「 IBM」

」

가(64.2%) ‘ IBM’ 가
(56.3%) ’ ‘ 가

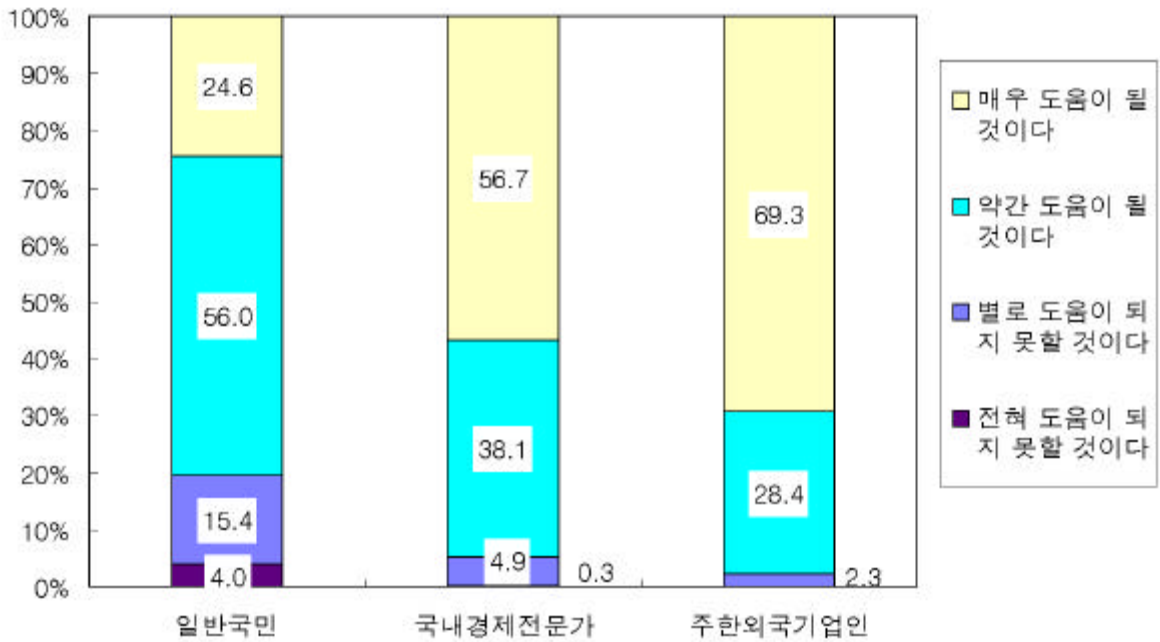
【 1】



3)

(97.7%), 가(94.8%)
(80.6%)
(15.4%)
(98.1.19 : 73.0%)

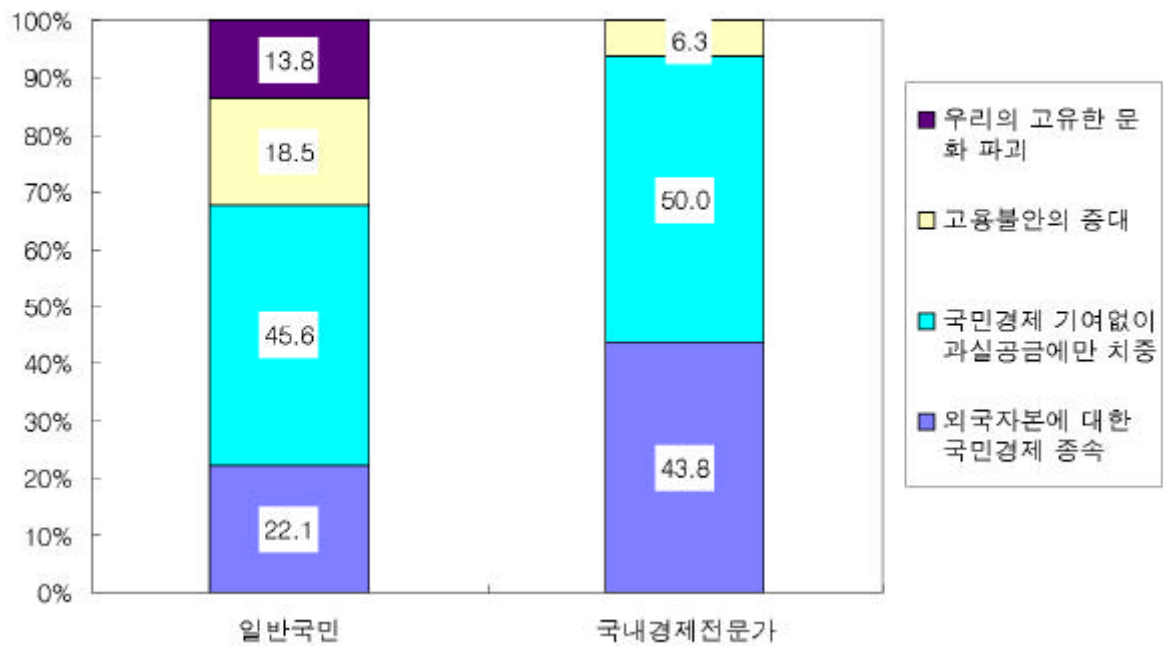
【 3】



3-1)

- 3) ‘ , ’ (14.9%)
- ‘ ’ 가 (가 50.0%, 45.6%, 가)
- , 가 43.8% ‘ ’

【 3-1】

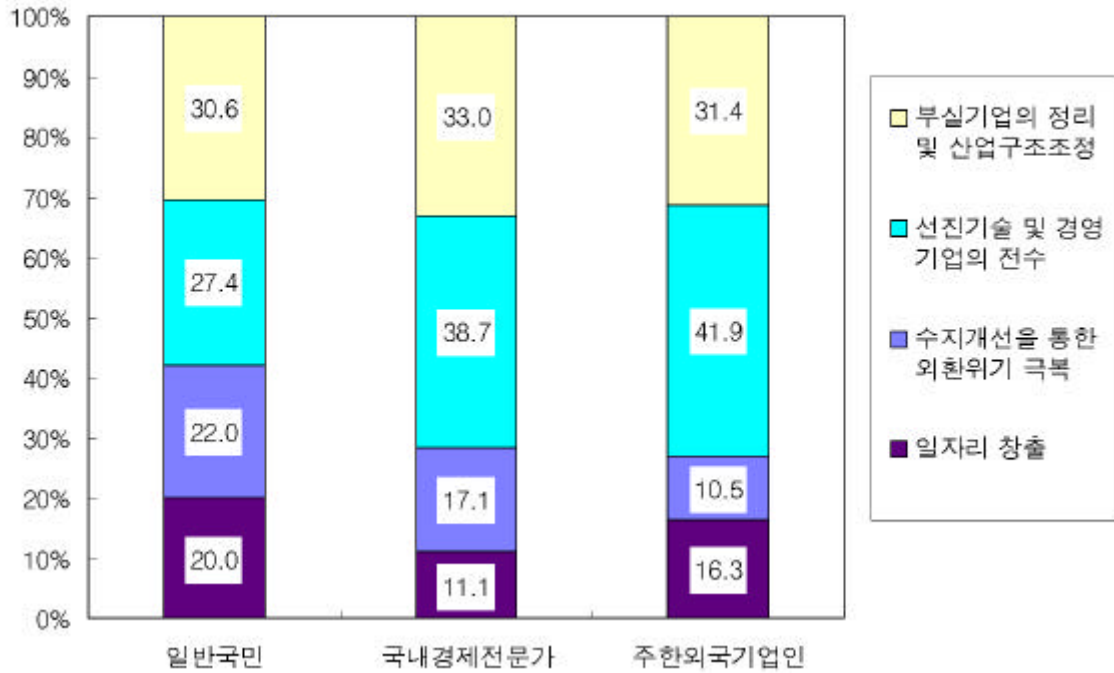


3-2)

- 3) ‘ ’ (85.1%)

- 가 1 ‘ ’(41.9%, 가 38.7%) , 2 ‘ ’(31.4%, 가 33.0%) .
- , ‘ ’(30.6%), ‘ ’(27.4%) .

【 3-2】

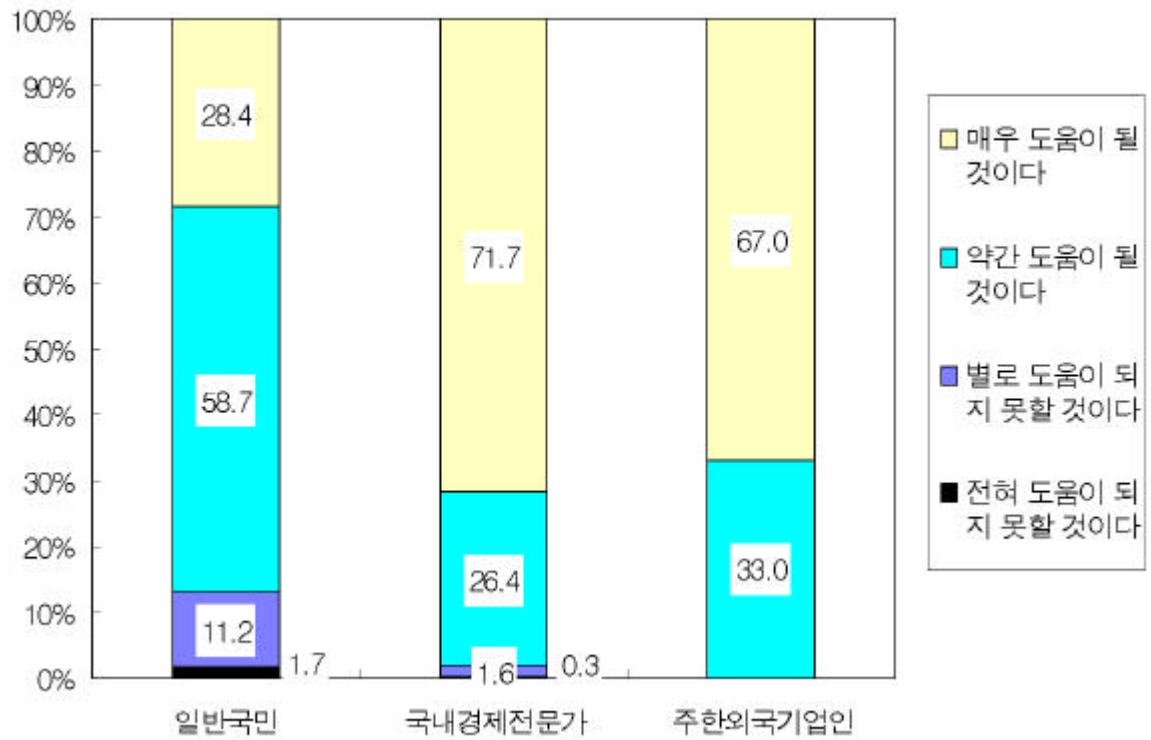


4)

- ‘

가 (98.1%), (87.1%) ‘ (100.0%)

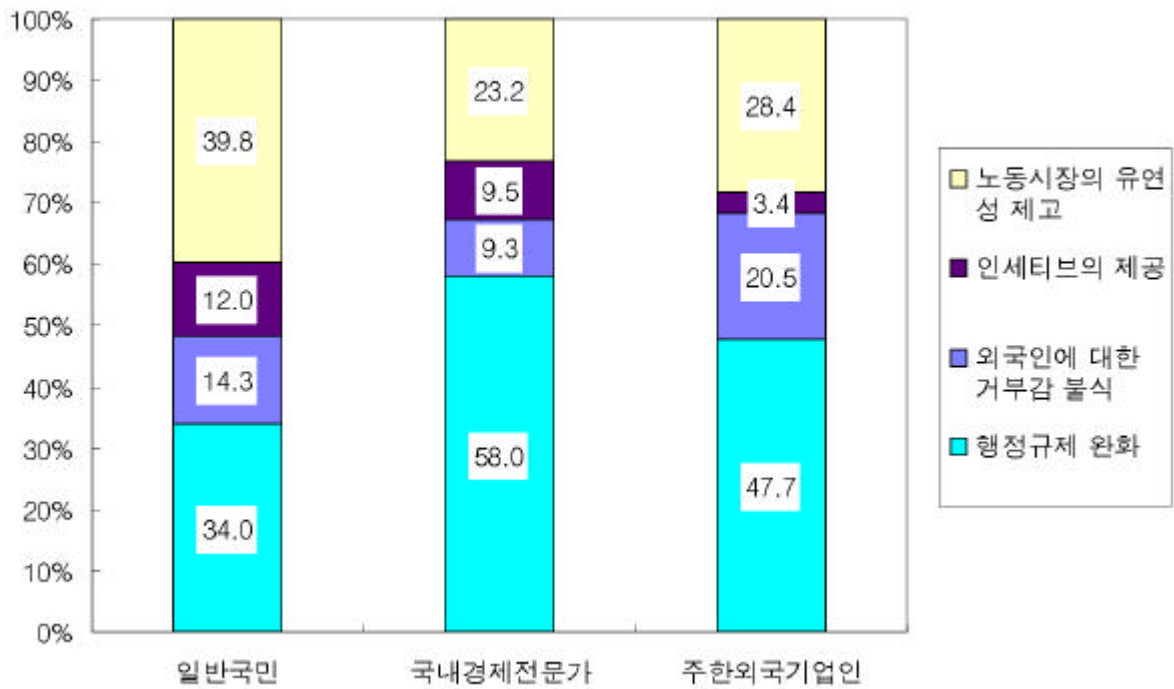
【 4】



5)

- 가 (47.7%) 가 (58.0%) 가
- 가 (39.8%) 가 (34.0%)

【 5】



6) ()

(54.5%), 가(64.5%), (51.3%) ‘
가 ’ .

【 6】

